



We hope to take you on a journey through the village spotting some favourite storytime characters. Each character you find will be taking care of a very important letter. Each letter you see, you will need to record as they spell out a very important word!

Are you ready?

Starting at school walk through the one-way system and past the 'Window of Belonging'. Just before exit, you should spot the 'Storytime Sign'

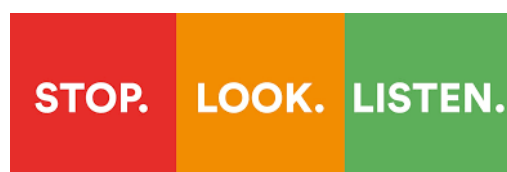
Turn right out of the school gate

Follow the path round to the right

Pass the lamp-post 3S3694

1. Who is the character?


What letter are they holding?



as you cross the road

Pass the lamp-post 2S3694

Follow the path to the right



as you cross the road


Pass lamp-post 6W4381

Pass lamp-post 4W4381

Turn directly right to find clue number 2

2. Who is the character?

What letter are they holding?



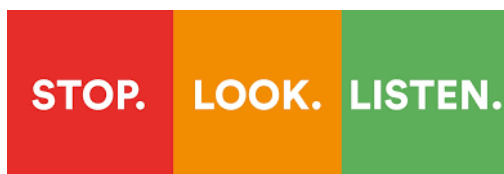
Follow the path down towards the woods

Turn right at the lamp post 8W4330

Enter woods from the path on the left

Follow the red ribbons

As you leave the woods turn right at the lamppost 5W4330



clue number 3

as you cross the road into Vane Court for

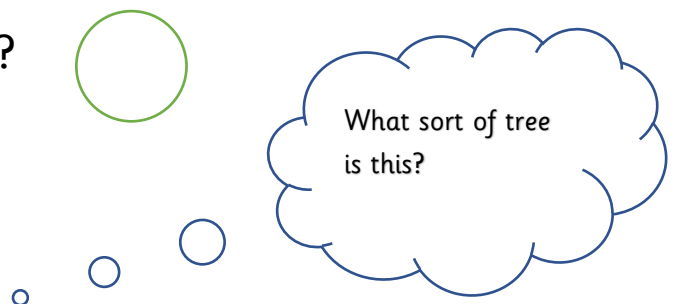
3. Who is the character?

What letter are they holding?



Leave Vane Court and turn left

Pass lamp post 2W4330



Pass the  house

Turn left up Darlington Road

Turn left onto  Walk

Follow the road past the 3 garage doors

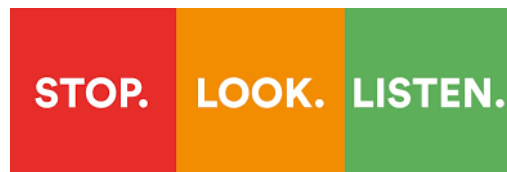
Find clue number 4

4. Who is the character?

What letter are they holding?



Go up through the alley and turn right towards the main road



as you cross the road

Cross the road to find 'The Old Garage'

Turn right

Pass the Vane Arms on the left

Go past 'Far End Cottage'

Turn left to find clue number 5

5. Who is the character?

What letter are they holding?



As you leave pass 'Far End Cottage' on your right

Walk down the path to find clue number 6

6. Who is the character?

What letter are they holding?



Look to your left and standing proud in a garden is a flower form which Disney Story?

Walk past the blue gates

Continue past St Mary's Primary School sign

Can you spot this face?

Can you find Clue number 6

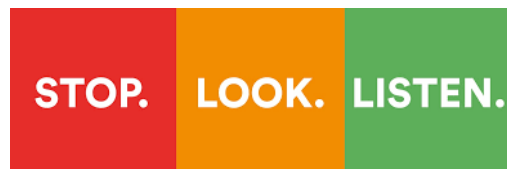


7. Who is the character?

What letter are they holding?



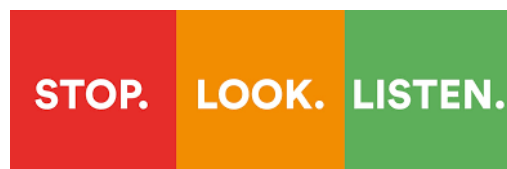
Can you find the 7 Dwarves?



as you cross the road

Can you spot Mildred's Black Cat?

Pass Apple Tree House and follow the path



as you cross the road

Cross over Fairview to count how many chimneys are standing outside a house....


Can you see 2 animals standing proud? What animals are they?

Turn Right into Castlereagh

Can you find the next clue 8 at the bottom of the road?

8. Who is the character?

What letter are they holding?



Leave Castlereagh and turn right past the bus stop

Turn Right into Grass Croft

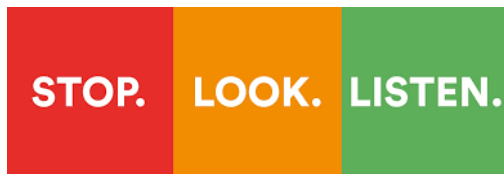
Can you find clue number 9?

9. Who is the character?

What letter are they holding?



As you leave, can you find the post box- what colour is it?



as you cross the road

Follow the path to the right

Can you find the yellow door?

Pass the bird house to find clue number 10

10. Who is the character?

What letter are they holding?




Follow the road pass the lamp post 1OW444

To find clue 11



11. Who is the character?


What letter are they holding?



Once you have found clue 11, go back along the stepping stones
Turn right down the lane past the lamp post 10W444
Turn right through the style gate, passing under the great Fir Tree
What can you see on the Old School House?
Can you find clue number 12?

12. Who is the character?

What letter are they holding?



Follow the path past the church
Stop Look and Listen at the green Royal Mail Box
Pass the National cycle Network sign
Turn right through the hole in the wall
Walk through the green
Can you spot the insect above a door?
Turn left pass the bench
Stop Look and Listen as you cross the road back to school



Can you use the letters to spell out a word? This word is what you have demonstrated through the trail and what you demonstrate in everything you do.

